

# 60<sup>th</sup> Anniversary Pavers

Dear All,

To celebrate the school's 60<sup>th</sup> Anniversary, we are going to pave a part of the school yard with specially made pavers. These are available with printing of names or other messages printed by the manufacturer, or with a hand drawn design of your own making.

The cost of these pavers is \$27.50 each – no matter which type you choose to buy. This cost will not provide us with profit after the pavers are delivered and laid in the selected area (North of the path from the pedestrian gate, outside the new building).

Attached you will find paperwork for both types of pavers. If you want to purchase more than one, please photocopy the one you want or ask in the school office.

We plan to have the pavers here ready to be laid before the 60<sup>th</sup> Anniversary Week (September 8<sup>th</sup> – 12<sup>th</sup>), so please complete the forms and return to school by Friday 15<sup>th</sup> August 2014 accompanied by the money.

We are looking to have as many past students and families as possible participate in this activity, so please spread the news to anyone you know who may be interested in purchasing a paver (and going down in history).

Regards,



Rick Scott

---



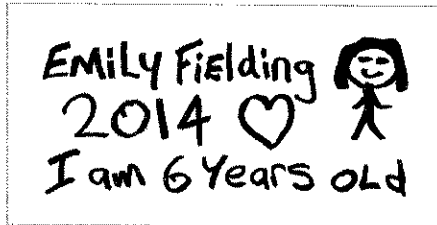
# HAND DRAWN TEMPLATE

## ENGRAVING DETAILS

PLEASE FOLLOW THESE SIMPLE STEPS WHEN CREATING YOUR IMAGE.

1. ONE NAME PER PAVER.
  2. Draw your image using a good quality medium thickness black marker pen (about 2mm thick) eg Artline 70 'High Performance' marker  
**Do not use a ballpoint pen, coloured texta or pencils!**
  3. Make sure you rub out any pencil lines as these will show up on the finished paver.
  4. Do not include computer-generated or pasted pictures.
- The hand drawn image engraving process is set up to engrave hand drawn images only.


SAMPLE 1



THIS IS OK ✓

- Good clean writing
- Simple illustrations


SAMPLE 2



THIS IS NOT OK ✗

- Too many names
- Illustrations too detailed
- Information gets lost

SAMPLE 3



THIS IS NOT OK ✗

- Do not include computer-generated or pasted pictures
- The process is set up to engrave hand drawn images only

Administrator note: Please photocopy this page for your records, cut out the drawing below and send the ORIGINAL to Signature Engraving.

**PHOTOCOPY THIS PAGE FOR EACH HAND DRAWN PAVER.**

**PLEASE ENSURE THAT YOUR DRAWING DOES NOT TOUCH OR GO OUTSIDE OF THE BORDER**